



**HOSHIZAKI**

> **DIM-30DE-1**

daily ice production capacity of up to 33kg



Cold drinks are very much favoured especially in casual or self-service environments; operators can lessen the work or manpower with an ice dispensing machine. Hoshizaki's cubelet ice dispensers meet the need with its 2-in-1 function that makes and provides ice to customers through its compact and space saving dispensers. Ideal for hotels.



> DIM-30DE-1

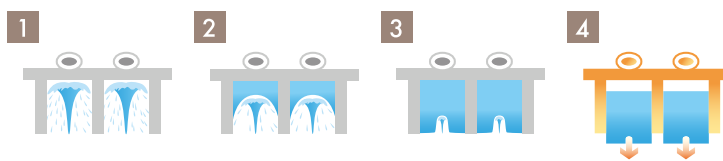
CUBE ICE DISPENSER SERIES

**FEATURES**

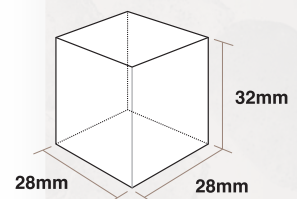
- > simple push button to dispense ice
- > easy to clean and maintain
- > enclosed ice bin prevents cross contamination
- > space saving design
- > cell type ice making system



**UNIQUE ICE PRODUCTION SYSTEM**



**ICE SIZE**

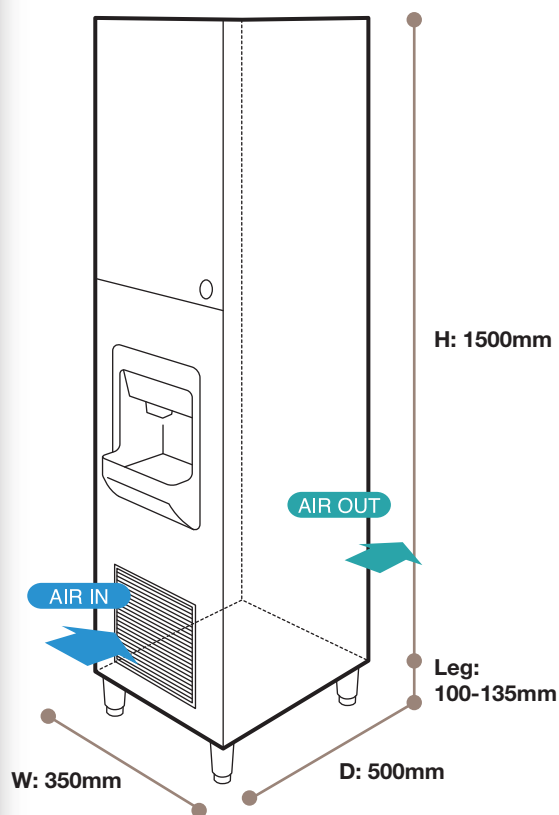


ISO14001 CE

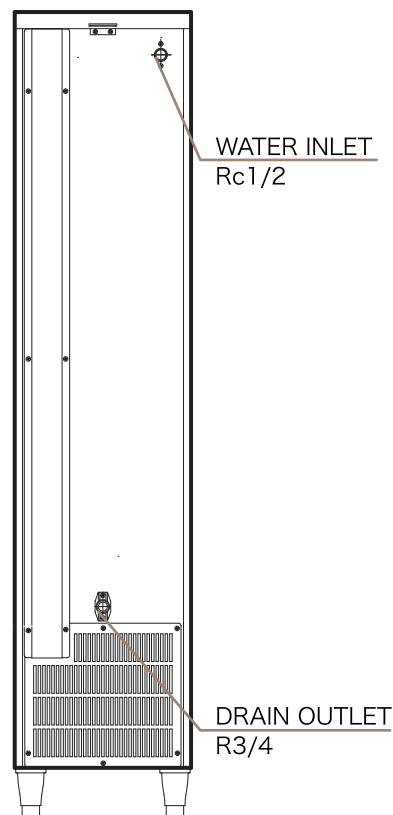


# DIMENSIONS & SPECIFICATION

## CUBE ICE DISPENSER AIR SYSTEM



## BACK VIEW



<b>MODEL NAME</b>	<b>DIM-30DE-1</b>	
ICE DIMENSIONS (MM) (W x D x H)	28 x 28 x 32	
DIMENSIONS (MM) (W x D x H)	Body : 350 x 500 x 1500 / Leg Height : 100-135 mm	
PACKED DIMENSIONS (MM) (W x D x H)	449 x 694 x 1670	
WEIGHT (NETT/GROSS)	65KG / 71 KG	
AMPERAGE / STARTING AMPERAGE	2.1A / 13A	
ELECTRICAL CONSUMPTION	320 W	
REFRIGERANT CHARGE	R134a	
HEAT REJECTION	600 W (520 kcal/h)	
ICE PRODUCTION PER 24H (15MM)	(AT10°C/WT10°C)	32 KG
	(AT21°C/WT15°C)	33 KG
	(AT32°C/WT21°C)	27 KG
WATER CONSUMPTION PER 24H (AT21°C/WT15°C)	0.21m <sup>3</sup>	
	6.4L / 1kg Ice	
STORAGE CAPACITY	15 KG	

**• WARRANTY:**

Two years parts & labour for entire unit, 3<sup>rd</sup> year on compressor only. Excluding door & exterior damages

**OPERATING CONDITIONS:** • Voltage Range: ±6% • Ambient Temperature: 5°-40°C

• Water Supply: 5°-35°C / 0.05-0.8 Mpa / 7.25-116 PSI • AC Supply Voltage: 1/220-240V / 50 Hz