



HOSHIZAKI

- > **IM-240NE**
- > **IM-240NE-21**
- > **IM-240NE-23**

daily ice production capacity of up to 240kg



Cube ice is perfectly symmetrical and leaves a good impression with its hard, crystal clear quality that melts very slowly; allowing customers to enjoy their favourite drink longer. The IM series allows more flexibility of application with each range offering ice in variable sizes alongside a design for uncomplicated usage from start to finish.



> **IM-240NE**

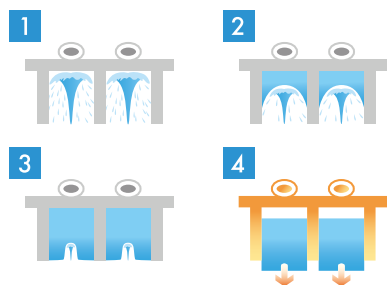
CUBE ICE MAKER SERIES

FEATURES

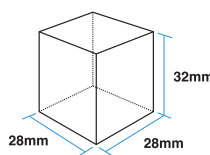
- > smart computer board technology
- > slide-in air filter for easy cleaning
- > stainless steel exterior



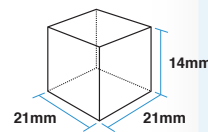
UNIQUE ICE PRODUCTION SYSTEM



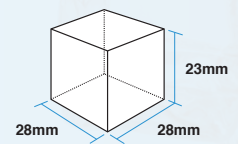
ICE SIZE



IM-240NE



IM-240NE-21

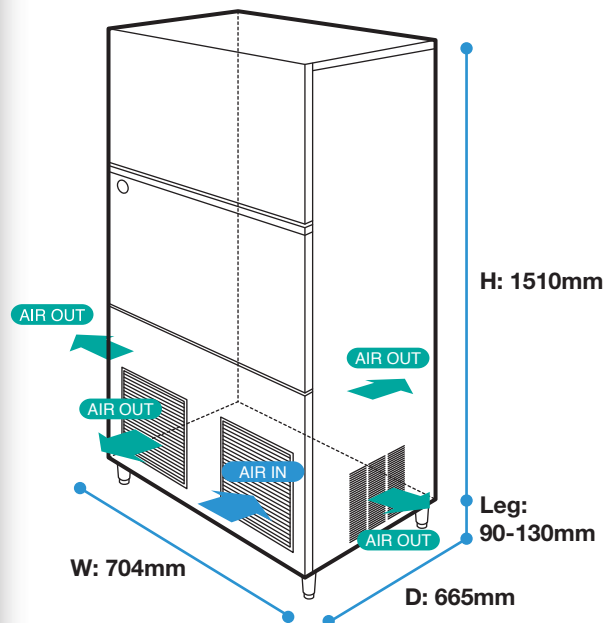


IM-240NE-23

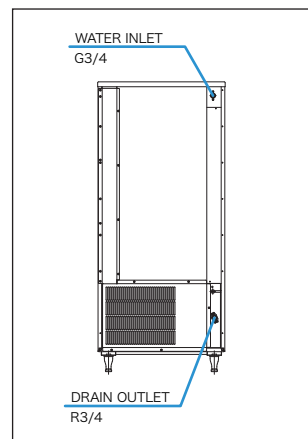


DIMENSIONS & SPECIFICATION

CUBE ICE MAKER AIR SYSTEM



BACK VIEW



MODEL NAME		IM-240NE	IM-240NE-21	IM-240NE-23
ICE DIMENSIONS (MM) (W x D x H)		28 x 28 x 32	21 x 21 x 14	28 x 28 x 23
DIMENSIONS (MM) (W x D x H)		Body : 704 x 665 x 1510 / Leg Height : 90-130 mm		
PACKED DIMENSIONS (MM) (W x D x H)		840 x 785 x 1695	805 x 760 x 1864	840 x 785 x 1695
WEIGHT (NETT/GROSS)		111 KG / 122 KG	111 KG / 127 KG	111 KG / 122 KG
AMPERAGE / STARTING AMPERAGE		6.6A / 35A		
ELECTRICAL CONSUMPTION		1320 W		
REFRIGERANT CHARGE		R404a		
HEAT REJECTION (AT32°C/WT21°C)		2870 W (2470 kcal/h)		
ICE PRODUCTION PER 24H (15MM)	(AT10°C/WT10°C)	240 KG	217 KG (7mm)	225 KG
	(AT21°C/WT15°C)	230 KG	210 KG (7mm)	215 KG
	(AT32°C/WT21°C)	210 KG	190 KG (7mm)	195 KG
WATER CONSUMPTION PER 24H (AT21°C/WT15°C)		0.36 m ³	0.47 m ³	0.40 m ³
		1.6L / 1KG ICE	2.2L / 1KG ICE	1.9L / 1KG ICE
ICE PRODUCTION (AT21°C/WT15°C)	FREEZE CYCLE TIME	20 MIN	15 MIN	17 MIN
	PER CYCLE	3.2 KG / 140 PCS	2.1 KG / 360 PCS	2.38 KG / 140 PCS
STORAGE CAPACITY		110 KG		

• **WARRANTY:**
Two years parts & labour for entire unit, 3rd year on compressor only. Excluding door & exterior damages

• **OPERATING CONDITIONS:** • Voltage Range: 198V-254V • Ambient Temperature: 1°-40°C
• Water Supply: 5°-35°C / 0.07-0.8 Mpa / 7.25-116 PSI • AC Supply Voltage: 1/220-240V / 50 Hz
*60Hz units are available upon request

81