




HOSHIZAKI

Cube Ice

Large Cube Ice /
Ball Ice Machine

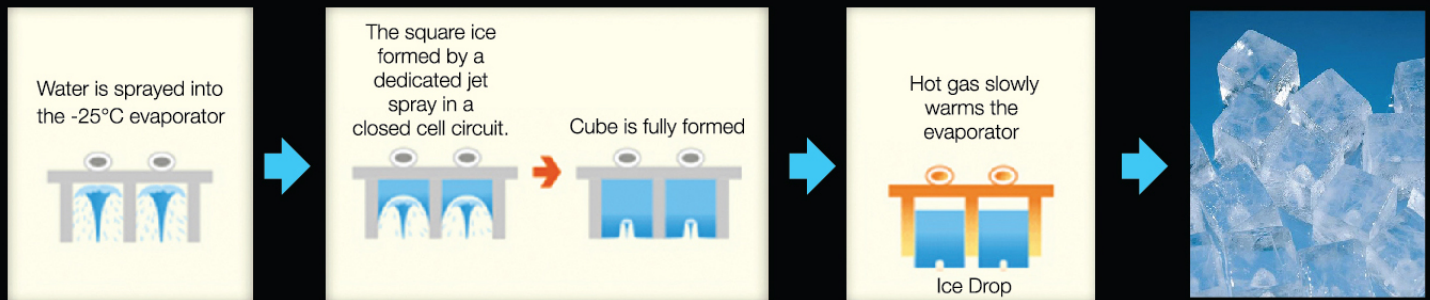


HOSHIZAKI IM Square Cubers

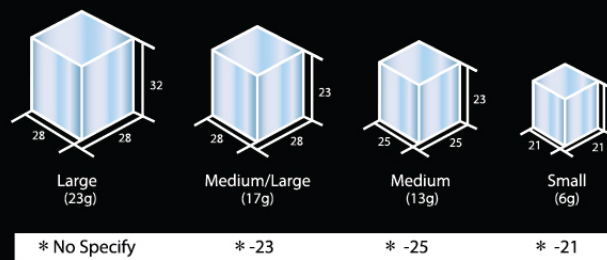


Key Features and Benefits:

- IM Series ice making system that has an automatic rinse cycle, which means each ice cycle is made with fresh water protecting the integrity and flavor of the drink.
- A closed water circuit offers the ultimate contamination protection, minimise the impurities can enter the ice making process. Hence, Ice is CRYSTAL CLEAR and PURE.
- The square ice formed by a dedicated jet spray in a closed cell circuit is HARD and SLOW MELTING.
- HOSHIZAKI IM Square Cubers are electronically controlled for consistent quality of ice.
- Natural foaming agent insulates and preserves the quality and consistency of the ice produced longer than any other machine available - saving energy and money.



Size of Ice



* The number indicated at the end of the model number represents the size of ice, eg IM-30CNE-25.

Self Contained Type



| MODEL | IM-30CNE | IM-30CNE-25 | IM-45NE | IM-45NE-25 | IM-45CNE | IM-45CNE-25 |
|------------------------------------|---------------------------|--------------|---------------------------|--------------|---------------------------|--------------|
| Max daily production (kg) | 28kg | 24kg | 44kg | 39kg | 44kg | 39kg |
| Electric power (W) | 270 w | | 330 w | | 320 w | |
| Cube size (mm) | 28 x 28 x 32 | 25 x 25 x 23 | 28 x 28 x 32 | 25 x 25 x 23 | 28 x 28 x 32 | 25 x 25 x 23 |
| Dim. (W x D x H) (with legs) mm | 398 x 451 x (695 + 90) mm | | 503 x 456 x (840 + 90) mm | | 633 x 511 x (690 + 90) mm | |

* Power Supply: Single phrase / 220V / 50Hz

* Ice Maker Operation Conditions: Test Ambient Temperature 10°C and test water temperature at 10°C

* Model number with "W" = Water Cooled Condensing System

Self Contained Type

IM-65NE
IM-65NE-25



IM-100CNE
IM-100CNE-23



IM-100NE
IM-100NE-23
IM-130NE
IM-130NE-23



| MODEL | IM-65NE | IM-65NE-25 | IM-100CNE | IM-100CNE-23 | IM-100NE | IM-100NE-23 | IM-130NE | IM-130NE-23 |
|------------------------------------|---------------------------|--------------|-----------------------------|--------------|-----------------------------|--------------|----------------------------|--------------|
| Max daily production (kg) | 63 kg | 56 kg | 95 kg | 79 kg | 95 kg | 79 kg | 120 kg | 100 kg |
| Electric power (W) | 400 w | | 630 w | | 630 w | | 700 w | |
| Cube size (mm) | 28 x 28 x 32 | 25 x 25 x 23 | 28 x 28 x 32 | 25 x 28 x 23 | 28 x 28 x 32 | 28 x 28 x 23 | 28 x 28 x 32 | 28 x 28 x 23 |
| Dim. (W x D x H) (with legs) mm | 633 x 506 x (840 + 90) mm | | 1004 x 600 x (700 + 100) mm | | 704 x 506 x (1200 + 100) mm | | 704 x 506 x (1200 + 90) mm | |

Self Contained Type

IM-240NE
IM-240NE-23



Modular Type

IM-240ANE
IM-240ANE-23 (B-301SA)



| MODEL | IM-240NE | IM-240NE-23 | IM-240ANE | IM-240ANE-23 |
|------------------------------------|-------------------------|--------------|---|--------------|
| Max daily production (kg) | 240 kg | 225 kg | 240 kg | 225 kg |
| Electric power (W) | 1320 w | | 1320 w | |
| Cube size (mm) | 28 x 28 x 32 | 28 x 28 x 23 | 28 x 28 x 32 | 28 x 28 x 23 |
| Dim. (W x D x H) (with legs) mm | 704 x 665 x (1510 + 90) | | 560 x 700 x 880 560 x 820 x 1991 (w/B-301SA) | |

Modular type

IM-240DNE (ST-200A)



IM-240DNE (B-801SA)



IM-240DNE
IM-240XNE (B-801SA)



IM-240DNE
IM-240XNE (N-200A / ST200A)



| MODEL | IM-240DNE | IM-240DNE-23 | IM-240XNE | IM-240XNE-23 | IM-240DWNE | IM-240DWNE-23 | IM-240DNE+IM-240XNE |
|------------------------------------|--|--------------|--|--------------|---|---------------|--|
| Max daily production (kg) | 240 kg | 225 kg | 240 kg | 225 kg | 240 kg | 210 kg | 480 kg |
| Electric power (W) | 1330 w | | 1330 w | | 1300 w | | 2660 w |
| Cube size (mm) | 28 x 28 x 32 | 28 x 28 x 23 | 28 x 28 x 32 | 28 x 28 x 23 | 28 x 28 x 32 | 28 x 28 x 23 | 28 x 28 x 32 |
| Dim. (W x D x H) (with legs) mm | 1084 x 700 x 500 (w/o bin) 1084 x 710 x 1120 (w/ST-200A) 1220 x 820 x 1611 (w/B-801SA) | | 1082 x 697 x 485mm (w/o bin) 1220 x 820 x 2096 (Combined with + IM240DNE + B-801SA) | | 1084 x 700 x 500 (w/o Bin) 1200 x 820 x 1611 (w/B-801SA) | | 1084 x 710 x 1990 (Combined w/N-200A and ST200A) |

* Power Supply: Single phase / 220V / 50Hz

* Ice Maker Operation Conditions: Test Ambient Temperature 10°C and test water temperature at 10°C

* Model number with "W" = Water Cooled Condensing System

Self Contained Type

IM-30CA
IM-30CA-25



IM-45CA
IM-45CA-25



IM-65A
IM-65A-25



| MODEL | IM-30CA | IM-30CA-25 | IM-45CA | IM-45CA-25 | IM-65A | IM-65A-25 |
|--------------------------------------|--------------------------|--------------|--------------------------|--------------|--------------------------|--------------|
| Max daily production (kg) | 31 kg | 30 kg | 47 kg | 48 kg | 70 kg | 59 kg |
| Storage bin capacity (kg) | 12 kg | | 15 kg | | 26 kg | |
| Electric power (W) | 250 w | | 310 w | | 390 w | |
| Cube size (mm) | 28 x 28 x 32 | 25 x 25 x 23 | 28 x 28 x 32 | 25 x 25 x 23 | 28 x 28 x 32 | 25 x 25 x 23 |
| Dim. (W x D x H) (with legs) mm | 398 x 510 x (695 + 90) | | 660 x 570 x (695 + 90) | | 660 x 570 x (800 + 90) | |

Self Contained Type

IM-100A
IM-100A-23
IM-130A
IM-130A-23



Modular Type

IM-220AA
IM-220AA-23
IM-220AWA (B-301SA)



| MODEL | IM-100A | IM-100A-23 | IM-130A | IM-130A-23 | IM-220AA | IM-220AA-23 | IM-220AWA |
|--------------------------------------|---------------------------|--------------|---------------------------|--------------|--|--------------|--------------|
| Max daily production (kg) | 112 kg | 96 kg | 126 kg | 106 kg | 220 kg | 185 kg | 220 kg |
| Storage bin capacity (kg) | 52 kg | | 52 kg | | 144 (B-301SA) | | |
| Electric power (W) | 550 w | | 630 w | | 950w | | 870w |
| Cube size (mm) | 28 x 28 x 32 | 28 x 28 x 23 | 28 x 28 x 32 | 28 x 28 x 23 | 28 x 28 x 32 | 28 x 28 x 23 | 28 x 28 x 32 |
| Dim. (W x D x H) (with legs) mm | 660 x 570 x (1200 + 90) | | 660 x 570 x (1332 + 90) | | 560 x 639 x 775 (w/o bin) 560 x 820 x 1886 (w/B-301SA) (-21) available | | |

Ball ice

IM-65NE-Q



Large Cube Ice

LM-250M-1



LM-350M-1



LM-550M-1



| MODEL | IM-65NE-Q | LM-250M-1 | LM-350M-1 | LM-550M-1 |
|--------------------------------------|--------------------------|-----------------|-----------------|------------------|
| Max daily production (kg) | 26 kg | 26 kg | 37 kg | 63 kg |
| Electric power (W) | 390 w | 220 w | 300 w | 435 w |
| Cube size (mm) | 45 Ø | 48 x 48 x 58 | 48 x 48 x 58 | 48 x 48 x 58 |
| Dim. (W x D x H) (with legs) mm | 633 x 506 x (860 + 90) | 500 x 450 x 850 | 630 x 525 x 850 | 700 x 525 x 1200 |

* Power Supply: Single phrase / 220V / 50Hz

* Ice Maker Operation Conditions: Test Ambient Temperature 10°C and test water temperature at 10°C

* Model number with "W" = Water Cooled Condensing System

Cube Ice Dispenser

The DIM-30DE-2 dispenser produces cubed ice only. The freshly produced ice does not come in contact with light or air when stored, therefore maintains the highest quality. Its ice is very well suited for multiple environments including food and beverage, leisure and healthcare. Ice is dispensed directly into the cup or bucket reducing the risk of contamination.

| MODEL | DIM-30DE-2 |
|-------------------------------|----------------------------|
| Max daily production (kg) | 42 kg |
| Shape of Ice | Cube 28 x 28 x 32 |
| Storage bin capacity (kg) | 15 kg |
| Electric power (W) | 320 w |
| Dim. (W x D x H) with legs mm | 350 x 526 x (1500 + 90) mm |



ICE ONLY



Ice Bin

In order to ensure ample quantities of ice all the times, Hoshizaki offers a wide range of storage bins that configure perfectly with its ice machines. Additional top panel may necessary to seal off the bin completely to avoid external contamination. Please refer to the following table to match the suitable top kit

| MODEL | B-301SA | B-501SA | B-801SA |
|--------------------------|-------------------------|-------------------------|--------------------------|
| Dimension (W x D x H) mm | 559 x 820 x (1016 + 90) | 762 x 820 x (1016 + 90) | 1220 x 820 x (1016 + 90) |
| Storage Capacity | 144kg | 217kg | 348kg |

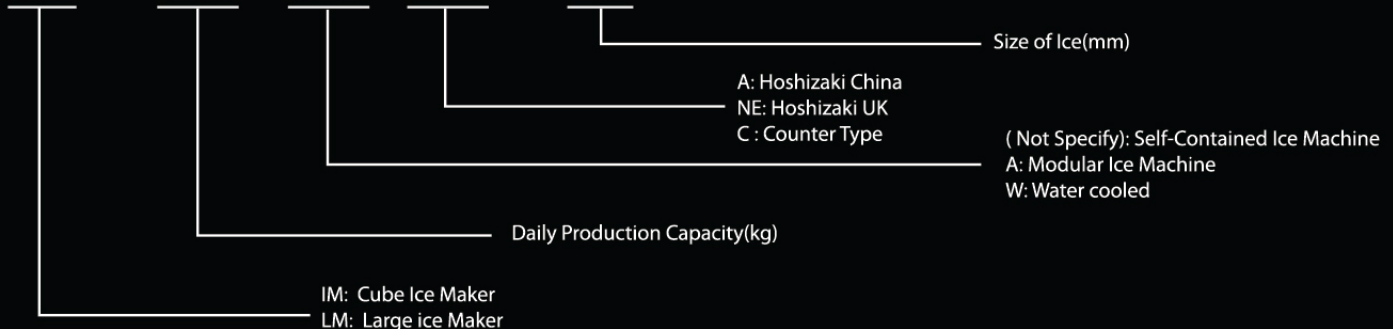


Combination List for Bin, Ice Machine and Top Kit

| | W22 | | W30 | W22 | | | W48 | IM (Horizontal) |
|--------------------|----------------------------------|------------------------------|------------------|--|---------------|---|------------|-----------------------|
| | FM100~600 KM515~650 IM240A | KMD201 KMD270 IM-220AA | FM1000 KM1100 | FM170~600 x 2 IM240A x 2 KMD201W x 2 KMD270W x 2 KM650 x 2 | IM-2200AA x 2 | KMD201 x 2 KMD270 x 2 *Air-cooled | KM1301 | IM240D IM240X - |
| B-301SA | - | - | - | - | - | - | - | - |
| B-501SA | Top Kit 8D | Top Kit 8D | - | - | - | - | - | - |
| B-801SA | Top Kit 8D Top Kit 18D | Top Kit 8D Top Kit 18D | Top Kit 18D | Top Kit 4DM | Top Kit 4DM | Top Kit 4DM Top Kit 4DR | - | Top Kit IMD2 |
| Additional Top kit | Top Kit 22 | - | Top Kit 30 | Top Kit 22 x 2 | - | - | Top Kit 4B | - |

Identification of Model Number

IM - 130 DW NE -23





HOSHIZAKI

Hoshizaki Hong Kong Co., Ltd.
Show Room and Customer Service

Unit G, 17/F, World Tech Centre,
95 How Ming Street
Kwun Tong, Kowloon,
Hong Kong

Enquiry Hotline: 2866 2108
Email: info@hoshizaki.com.hk
www.hoshizaki.com.hk



facebook



website

Warranty

2 years parts & labour warranty

3 years compressor parts warranty

*Warranty valid in serviceable area by Hoshizaki qualified service company only

*Preventive Maintenance Programme is available

* The product image, models number and specifications used in the catalogue are for reference only and are subject to change without prior notice.

Your dealer will be able to provide you with reliable information

Authorized Distributor:

C.E.C. 酒店設備有限公司
C.E.C. CATERING EQUIPMENT CO., LTD.

HONG KONG OFFICE 香港辦事處

Address: 6/F Unify Commercial Industrial Building,
31 Tai Yip Street, Kwun Tong, Hong Kong
九龍觀塘大業街31號協發工商大廈6樓

Tel: (+852) 2757-3410

Fax: (+852) 2796-1523

Email: info@cechk.com

Website: <http://www.cechk.com/>

MACAU OFFICE 澳門辦事處

Address: Avenida De Vençeslau De Morais No. 157
Ind. Kek Seng, BL-02, J 10, Macau
澳門慕拉士大馬路 157 號濠成工業大廈

第2期 10樓J座

Tel: (+853) 2897-4268

Fax: (+853) 2870-6216

Email: cecmacau@macau.ctm.net