



Roll-in Refrigeration

Stainless steel modular roll-in cabinet offers high quality construction with excellent insulation in a range of temperature for food storage - the ideal solution for larger catering requirements.

推入式雪柜

不锈钢推入式雪柜，具有一个高质量结构和优异绝缘效果，为较大餐饮需求提供理想解决方案，是一个适合大型到会的好帮手

特性及优点

- 组合式设计易于进入入口细小的厨房
- 采用坚硬不锈钢外壳及内胆，清洁卫生
- 可容纳标准GN 1/1及2/1手推车
- 采用先进科技控制面板，备有冷凝器清洁警示灯、警报及安全装置
- 备有锁的自动关合门，可开启在90° 位置，附有易于清洁和更换的球状磁性门封
- 环保型90mm零ODP泡沫隔冷层
- 活动式顶置制冷系统方便维修
- 自动电热溶雪功能及化水盆
- 可承受32°C 外界温度
- 符合HACCP国际卫生标准



Roll-in Ruby

Features & Benefits

- Modular construction facilitated installation in areas with restricted access
- Tough stainless steel exterior and interior for easy cleaning and durability
- Accommodates 1/1 and 2/1 Gastronorm or Euronorm trolleys
- Digital temperature controller with built-in alarm and fail safe run facility
- Self-closing lockable half doors with 90° opening, fitted with easy to clean and replace magnetic balloon gasket
- Environmentally friendly ODP Zero (Ozone Depletion Potential) foam insulation for excellent thermal efficiency and performance
- Top mounted pod refrigeration system for easy servicing and maintenance
- Automatic electric defrost and vaporizer system
- Design for efficient and effective operation in 32°C ambient environments
- HACCP compliant

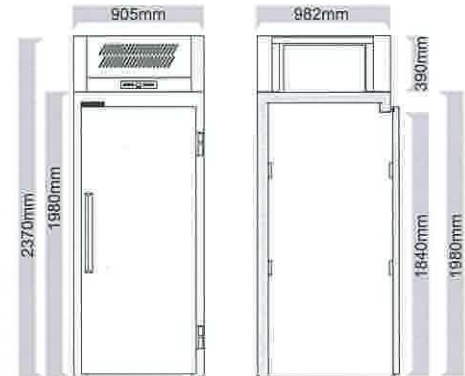
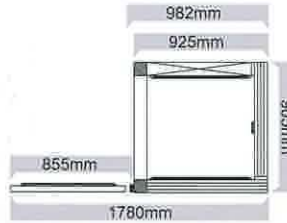
One Section (1 Full Door)

Dimensions 尺寸:

Ext. 外围尺寸: W905 x D982 x H 2370 mm Int. 内围尺寸: W689 x D814 x H1890 mm

Model 型号	Temp°C 温度	HP 匹数
HRMR1T	+1/+4	1/2
MRMR1T	-2/+2	1/2
LRMR1T*	-18/-22	1

Voltage 电压	Amps 安培	CFC Free Refrigerants 雪种
220V/1PH	7.0	R134a
220V/1PH	7.0	R134a
220V/1PH	7.0	R404a



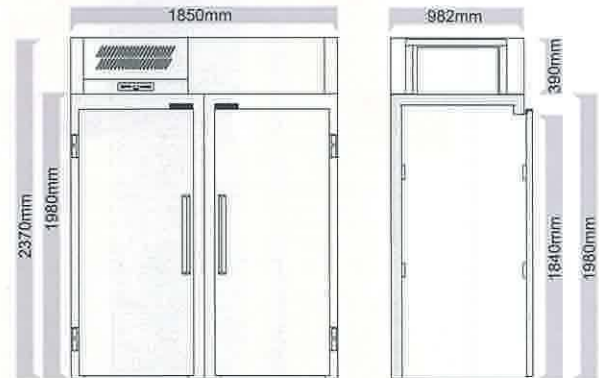
Two Section (2 Full Door)

Dimensions 尺寸:

Ext. 外围尺寸: W1850 x D982 x H2370 mm Int. 内围尺寸: W1634 x D814 x H1890 mm

Model 型号	Temp°C 温度	HP 匹数
HRMR2T	+1/+4	3/4
MRMR2T	-2/+2	3/4
LRMR2T*	-18/-22	1-1/2

Voltage 电压	Amps 安培	CFC Free Refrigerants 雪种
220V/1PH	9.0	R134a
220V/1PH	9.0	R134a
220V/1PH	9.0	R404a



Handy Reference 型号选择

H = Refrigerator & Chiller 冷藏; M = Meat 肉柜; L = Freezer 冷冻

* Height with insulated floor 2460mm 连底高2460mm

Depth of roll through 1039mm 双通式深度为1039mm

Control Panel 控制版面



- Compressor Running Indicator 压缩机操作显示**
LED light up to show compressor is running
- Defrost Indicator 化霜功能显示**
LED light up when the cabinet is defrosting.
Press to initiate manual defrost
- Condenser Cleaning Light 冷凝器清洁显示**
LED light up when the condenser requires cleaning

Note: Cabinets continue to function even if the Control Probe fails

- Fan Running Indicator 风扇操作显示**
LED light up to show fan is running

- Hi Lo Alarm 高低温警报**
Activates should the cabinet run outside pre-set operating conditions

- Scroll Buttons 选择按钮**
Scroll through to change parameters and temperature

- Enter 输入按钮**
Activates changes made to parameters or temperature

- Standby 备用开关制**
Cabinet operation

注: 如温度感应器失灵, 冰箱照常操作

Options 选项

- Glass doors (not available for L model)
- Roll through door
- 15mm / 90mm Insulated floor
- Ramp
- Internal light

- 玻璃门 (不适用于低温型号)
- 前后相通门
- 15mm/90mm隔冷地台
- 斜台
- 照明灯

As part of our commitment to ongoing product development, specifications may be subject to change without prior notice. Installation of all counters and cabinets requires adequate ventilation.

规格如有更改恕不另行通知
所有冰箱及冰柜需要安装在良好通风处